

Early Comprehension 1



Name _____

CONTENTS

Page 3	Hide and seek	Observation
Page 4	Teddy's bedtime	Sequence/telling a story
Page 5	At the seaside	Same and different
Page 6	Colour the flowers	Following instructions
Page 7	Which two go together?	Classifying
Page 8	Is it living?	Classifying/following instructions
Page 9	Colour the teddies	Following instructions
Page 10	A rainy day	Classifying
Page 11	Tell the story	Correct order/sequence
Page 12	What happened first?	Prediction
Page 13	In the country	Same and different
Page 14	Tell the story	Correct order/sequence
Page 15	What happened first?	Prediction
Page 16	At the market	Fact and details
Page 17	What do I look like?	Same and different
Page 18	Tell the story	Correct order/sequence
Page 19	What happened first?	Prediction
Page 20	Same and different	Same and different
Page 21	How can they help?	Classifying
Page 22	What happened first?	Prediction
Page 23	On the road	Facts and details
Page 24	Finish the story	Conclusion
Page 25	What happens next?	Cause and effect
Page 26	Land or water?	Classifying
Page 27	Finish the story	Conclusion
Page 28	Where does it belong?	Classifying
Page 29	Finish the story	Conclusion
Page 30	Underwater	Following instructions
Page 31	What happens next?	Cause and effect

Hide and seek

What can you see?

Some things do not belong in the bathroom.



Find them, then mark them with a cross X.



Teddy's bedtime

Look at the pictures.

Number them in the correct order, then tell the story.




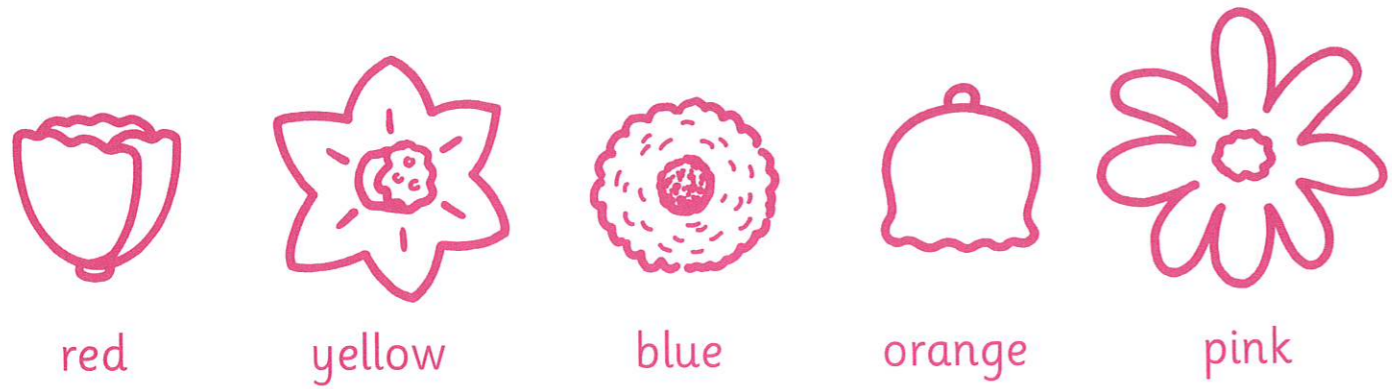
At the seaside

Look at the two pictures.

Put a cross **X** on six things that are different.


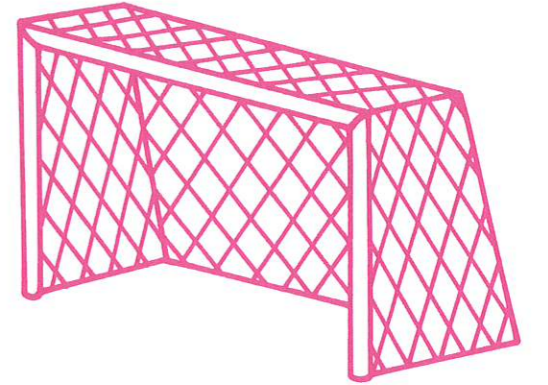



Colour the flowers



Which two go together?

Draw a line from each little picture to the correct big picture.



Is it living?


Draw a cross X on five living things.

Draw a ring O around five non-living things.




Colour the teddies

Colour the large teddies to match these small ones.



A rainy day

Draw a ring round the things Kamal needs to keep himself dry.



Tell the story

Look at the pictures.

Number them in the correct order, then tell the story.



1 2 3



1 2 3



1 2 3



1 2 3




1 2 3



1 2 3

What happened first?

Draw a line  to what came before.



Tell the stories of the pictures.

In the country

Look at the two pictures.
Put a cross **X** on six things that are different.



Tell the story

Look at the pictures.

Number them in the correct order, then tell the story.



1 2 3




1 2 3



1 2 3



1 2 3




1 2 3



1 2 3


What happened first?

Draw a line  to what came before.



Tell the stories of the pictures.

At the market



Count the vegetables.
Colour the correct number of squares for each vegetable.

1	2	3	4	5	6

What do I look like?

Make them look the same.



Tell the story

Look at the pictures.

Number them in the correct order, then tell the story.



1 2 3



1 2 3



1 2 3



1 2 3






1 2 3



1 2 3

What happened first?

Draw a line  to what came before.



Tell the stories of the pictures.

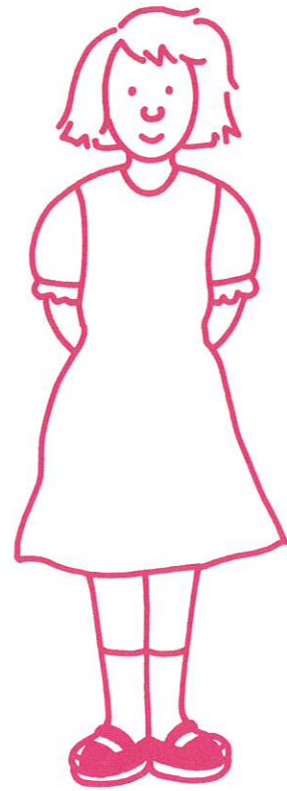
Same and different

Make Sophie the same as Polly.

Polly

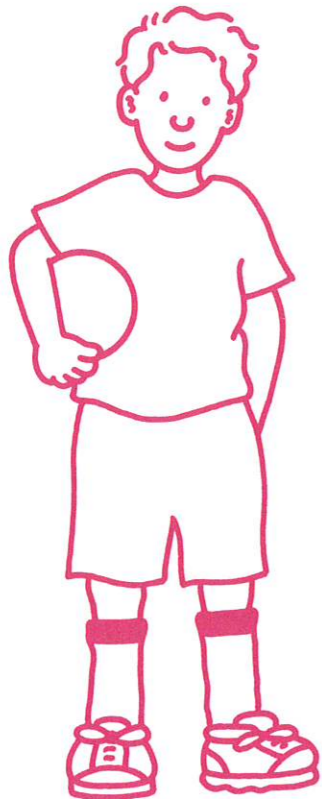


Sophie




Make Ivan different from Jacob.

Jacob



Ivan




How can they help?

Draw a line from the people to the correct picture.



Finish the story

Tell the story in the pictures.
What happens next? Draw the picture.



Read the words. Match to the correct picture.
Write the words.

The cat and the

The cow jumped over the

The dish ran away with the



spoon

fiddle

moon

What happens next?

Look at the first two pictures.
Now tick the picture which shows what happens next.



or



or






Land or water?

How do you travel – on land or on water?

Match the pictures to where they belong – **land** or **water**.

Write the words.



lifeboat



train



Finish the story

Tell the story in the pictures.

What happens next? Draw the picture.



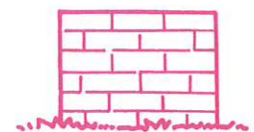
Read the words. Match to the correct picture.

Write the words.

Humpty Dumpty
sat on a




fall



wall

All the king's horses
and all the




king's men

Humpty Dumpty had
a great


Where does it belong?

Draw a line from the toys to the toy box.
Draw a line from the large playthings to the playground.



Finish the story

Tell the story in the pictures.
What happens next? Draw the picture.



Read the words. Match to the correct picture.
Write the words.

Jack and Jill
went up the




crown

To fetch a pail of



hill



Jack fell down and broke his



water

Underwater

Draw the patterns on the fish in the tank, so they match these.



What happens next?

Look at the first two pictures.
Now tick the picture which shows what happens next.



or



or

